

# CSBA Fast Facts and Figures



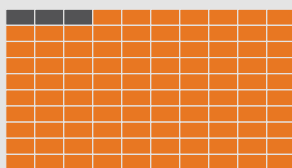
## 2022–23 CSBA Membership

**964**  
Members



Local educational agencies (school districts, county offices of education and regional occupational centers/programs) are members of CSBA

**97%**  
Membership Rate



**99.9%**  
Represented



PreK-12 public school students represented by CSBA member LEAs

## California K-12 Public Education<sup>1</sup>



**939**

**PreK-12 Public School Districts in 2022–23**

- » This figure does not include county offices of education, state board of education charters, statewide benefit charter, state special schools or non-school locations
- » There are 6 common administration districts statewide (an elementary school district and a high school district governed by the same elected board)

<sup>1</sup>Source: California Department of Education



**58**

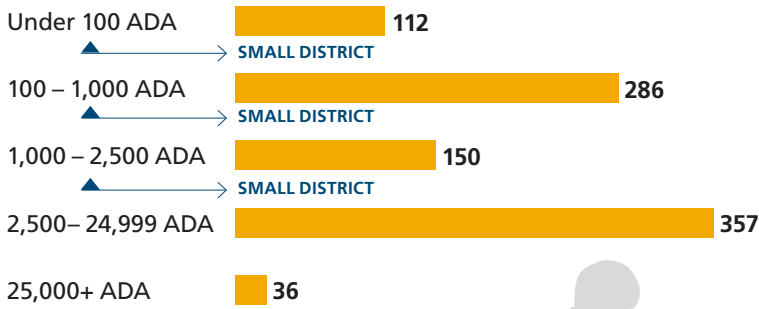
**County Offices of Education**

This includes 7 joint county offices and school districts: Alpine, Amador, Del Norte, Mariposa, Plumas, San Francisco and Sierra counties


*(These 7 are also reflected in the total of 939 school districts)*



## Sizes of K-12 School Districts (based on average daily attendance)



## Types of K-12 School Districts



# 53%

Of California school board members serve on the board of a small school district



# 206

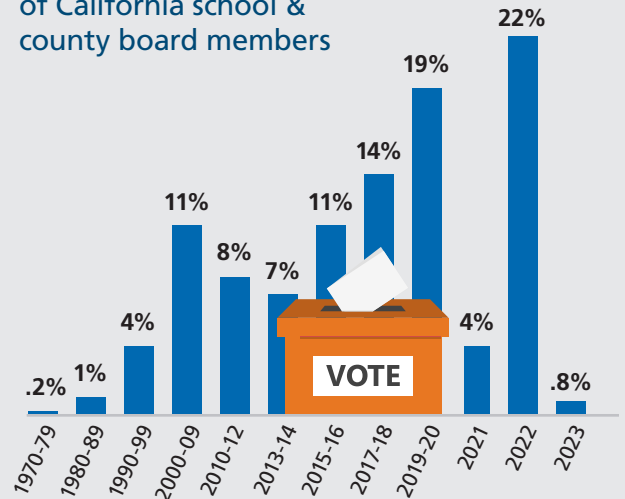
Public K-12 districts have only one school

## California K-12 Public School Governance<sup>2</sup>

**4,976** Public school district and county board of education seats statewide

Original election or appointment of California school & county board members

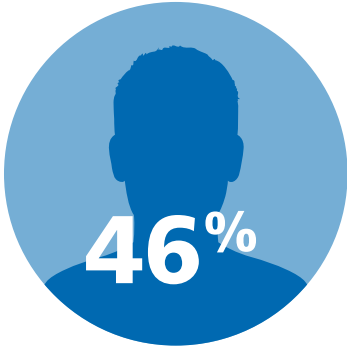
### School and county governing board sizes



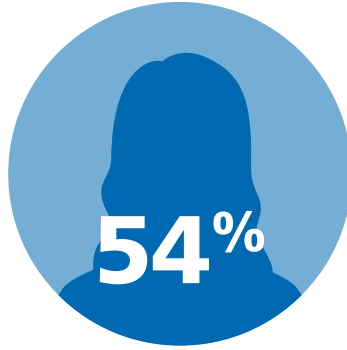
**27%** of current school and county board members were elected or appointed between 2021 and 2023

<sup>2</sup>Source: CSBA Database

# Governing Board Member Demographics

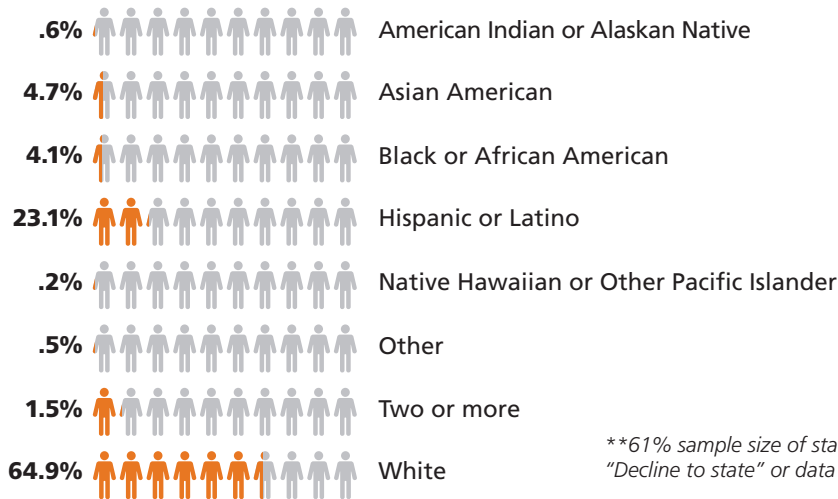


**male**



**female**

*88% sample size of statewide board members; remaining 12% "Decline to state" or data not provided*



*\*\*61% sample size of statewide board members; remaining 39% "Decline to state" or data not provided*

## Did you know...?

**61%**

of current school and county trustees have either children or grandchildren currently attending California public schools.

**73%**

of current trustees have achieved a college degree or graduate degree.

**67%**

of trustees are currently employed full-time or part-time.

**39%**

of trustees were previously employed by a school district or county office of education, and 15% of trustees currently are.

Source: CSBA 2022–23 member census

